

To calculate correct cylinder length required, refer to page 40 for information

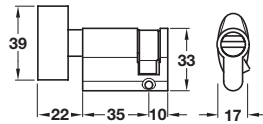


A Half cylinder with thumbturn

- Suitable for operating cylinder locks from one side without the use of a key
- Matches bespoke cylinders shown on pages 42 and 44
- Securing screw included
- Brass

Finish	Cat. No.
Satin nickel	916.55.700
Satin brass	916.55.800

Order qty: 1 pc


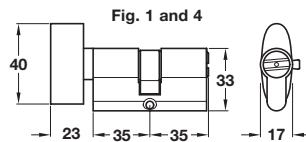


B WC indicator cylinder

- Suitable for use with cylinder sash locks, to use as bathroom locks
- Matches bespoke cylinders shown on pages 42 and 44
- Securing screw and cam release pin for handing and setting into lock case included
- Brass

Finish	Hand	Cat. No.
Satin nickel	Fig. 2, 3	916.55.710
Satin nickel	Fig. 1, 4	916.55.711
Satin brass	Fig. 2, 3	916.55.810
Satin brass	Fig. 1, 4	916.55.811

Order qty: 1 pc



Please note:

To insert cylinder into lock case, the pin is inserted into hole at front of cylinder. This allows the cam to revolve, also changing the hand if necessary

