
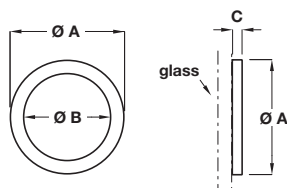


A Flush pull handle

- Ø 59 or 79 mm
- Suitable for sliding glass doors
- For gluing onto glass panel
- No drilling required
- Stainless steel, grade 1.4305

Dim. A	Dim. B	Dim. C	Cat. No.
59 mm	46 mm	6 mm	151.77.001
79 mm	65 mm	7 mm	151.77.002

Order qty: 1 pc



Item B.
Catalogue shows...
'Requires Ø 50 mm hole'
Correct is
'Requires Ø 45 mm hole'

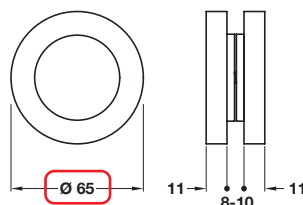
Item B.
Catalogue shows...
'Ø 70'
Correct is **Ø 65**

B Flush pull handle

- Ø 65 mm
- Suitable for sliding toughened glass doors
8-12 mm thick
- **Requires Ø 45 mm hole**
- Brass

Finish	Cat. No.
Satin chrome-plated	981.14.154
Satin nickel-plated	981.14.156

Order qty: 1 pc



Satin chrome-plated finish **Item B.**
Photo amended

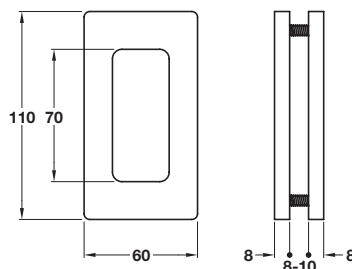


C Flush pull handle

- Suitable for sliding toughened glass doors
8-10 mm thick
- For information on glass preparation please contact us
- Requires 11 mm holes drilled into glass
- Fixings included
- Brass

Finish	Cat. No.
Satin chrome-plated	901.01.214
Satin nickel-plated	901.01.216

Order qty: 1 pc



Satin chrome-plated finish

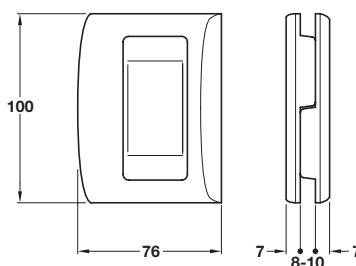


D Flush pull handle

- Suitable for sliding toughened glass doors
8-10 mm thick
- For information on glass preparation please contact us
- Fixings included
- Brass

Finish	Cat. No.
Satin chrome-plated	901.01.224
Satin nickel-plated	901.01.226

Order qty: 1 pc



Satin nickel-plated finish

