

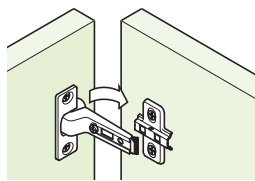
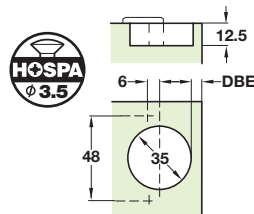
Concealed Hinges

Essentials Standard 177° Hinges

Essentials standard 177° Hinges

- Opening angle **177°**
- 0 mm or 12 mm crank
- Sprung
- Ø 35 mm cup, 48 mm cup fixing centres
- Screw fixing cup
- **Clip on arms version** (Maximum door thickness **26 mm**)
- **Slide on arms version** (Maximum door thickness **25**)
- Nickel-plated zinc alloy cup and zinc alloy arm
- Mounting plates for these slide on hinges are shown on page **38**
- Hinge arm cover plates are shown on page **38**
- Fixing screw information is shown on page **35**

Screw fixing

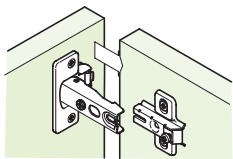


Clip on

Crank	Screw fixing
0	318.42.600

Order qty: Multiples of 10 pcs

6

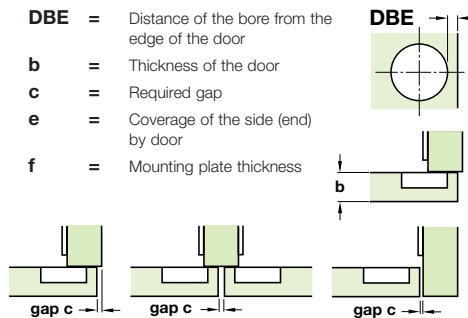


Slide on

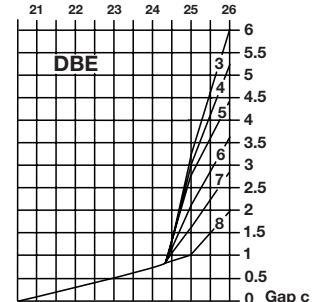
Crank	Screw fixing
0	316.05.606
12	316.05.615

Order qty: Multiples of 10 pcs

- DBE** = Distance of the bore from the edge of the door
- b** = Thickness of the door
- c** = Required gap
- e** = Coverage of the side (end) by door
- f** = Mounting plate thickness



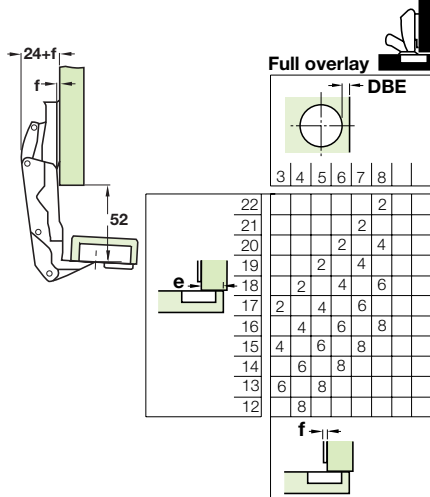
Door thickness b



0 Crank



f = Mounting plate thickness



12 Crank



f = Mounting plate thickness

