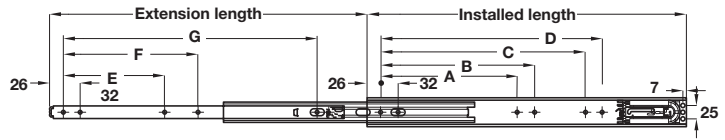


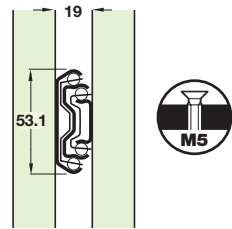
A Accuride 5321-EC drawer runners, full extension

- Suitable for 1000 mm wide drawers (carrying capacity will reduce to ***90 kg**)
- We recommend that 1000 mm drawers are fitted with a centrally mounted pull handle
- Soft closing
- Side mounting
- **100/*90 kg** carrying capacity
- 19.1 mm slide thickness
- 32 mm drilling pattern
- Bright zinc-plated steel



Full Extension ← 80,000

Installed length 1	Extended length 2	Dim. A	Dim. B	Dim. C	Dim. D	Dim. E	Dim. F	Dim. G	Cat. No.
400 mm	388 mm	-	-	160 mm	192 mm	128 mm	160 mm	288 mm	420.79.940
450 mm	450 mm	-	-	160 mm	192 mm	128 mm	160 mm	320 mm	420.79.945
500 mm	500 mm	-	-	192 mm	224 mm	160 mm	192 mm	384 mm	420.79.950
550 mm	550 mm	192 mm	224 mm	320 mm	352 mm	160 mm	192 mm	416 mm	420.79.955
600 mm	600 mm	256 mm	288 mm	384 mm	416 mm	192 mm	256 mm	480 mm	420.79.960
700 mm	700 mm	288 mm	320 mm	448 mm	480 mm	256 mm	288 mm	576 mm	420.79.970
800 mm	800 mm	352 mm	384 mm	576 mm	608 mm	320 mm	352 mm	672 mm	420.79.980



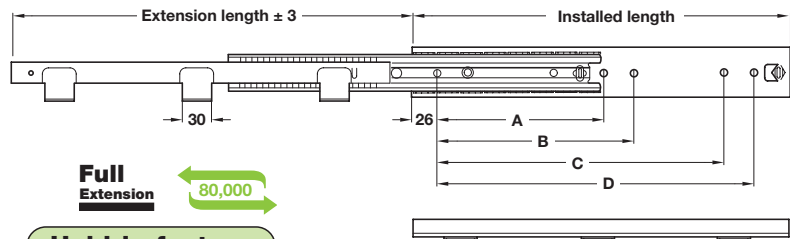
Order qty: 1 pair



Bracket detail

B Accuride 5321-60 drawer runners, full extension

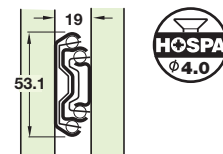
- Heavy duty runner with welded on "L" brackets, providing easy mounting of drawers and platforms
- **120 kg** carrying capacity
- Brackets on drawer member for ease of assembly
- Hold-in feature holds the closed drawer in
- Bright zinc-plated steel



Full Extension ← 80,000

Hold-in feature

Installation length 1	Extension length 2	Dim. A	Dim. B	Dim. C	Dim. D	Cat. No.
300 mm	323.5 mm	-	-	192 mm	224 mm	420.46.930
350 mm	373.5 mm	-	-	224 mm	256 mm	420.46.935
400 mm	423.5 mm	160 mm	192 mm	288 mm	320 mm	420.46.940
450 mm	473.5 mm	160 mm	192 mm	320 mm	352 mm	420.46.945
500 mm	523.5 mm	192 mm	224 mm	384 mm	416 mm	420.46.950
550 mm	573.5 mm	192 mm	224 mm	416 mm	448 mm	420.46.955
600 mm	623.5 mm	256 mm	288 mm	480 mm	512 mm	420.46.960
700 mm	723.5 mm	288 mm	320 mm	576 mm	608 mm	420.46.970
790 mm	803.5 mm	352 mm	384 mm	672 mm	704 mm	420.46.980



Order qty: 1 pair